



77
Azadi Ka
Amrit Mahotsav

Ministry of Finance



₹1,51,718 crore gross GST revenue collected for October 2022

Second highest collection ever with, next only to the collection in April 2022

Monthly GST revenues more than ₹1.4 lakh crore for eight months in a row, with ₹1.5 lakh crore crossed for the 2nd time since inception of GST

September 2022 sees generation of 8.3 crore e-way bills, which is significantly higher than 7.7 crore e-way bills generated in August 2022

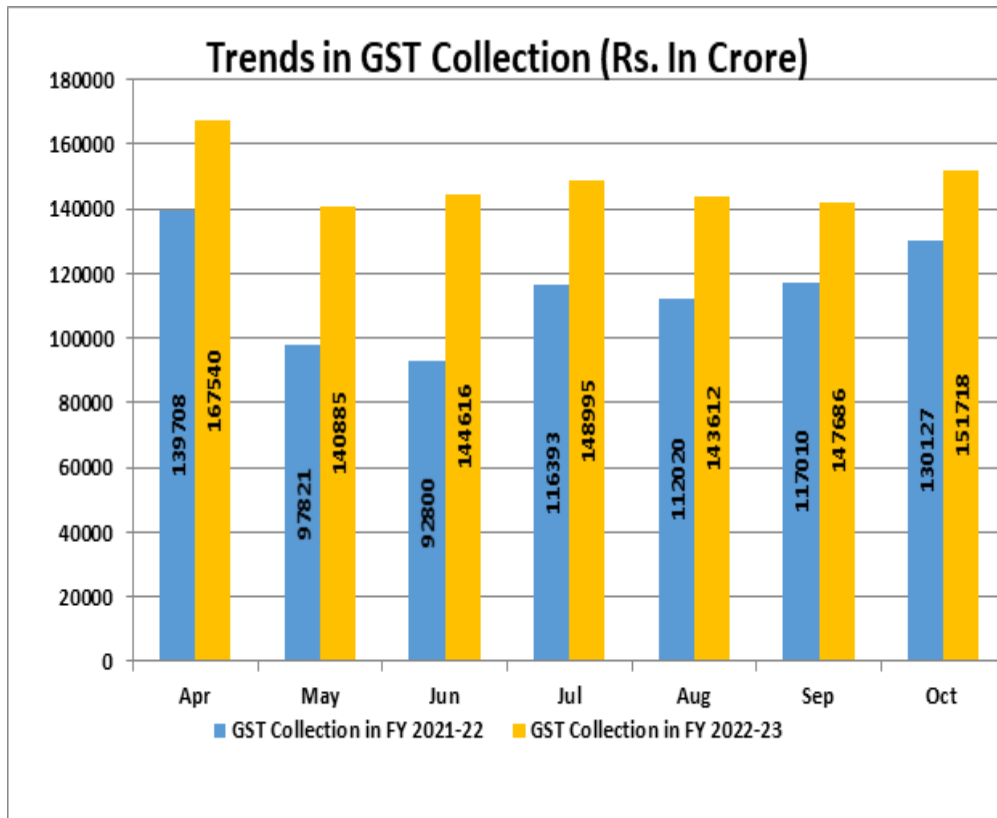
Posted On: 01 NOV 2022 12:12PM by PIB Delhi

The gross GST revenue collected in the month of October 2022 is **₹ 1,51,718 crore** of which CGST is **₹ 26,039 crore**, SGST is **₹ 33,396 crore**, IGST is **₹ 81,778 crore** (including ₹ 37,297 crore collected on import of goods) and Cess is **₹ 10,505 crore** (including ₹ 825 crore collected on import of goods), which is second highest till date.

The government has settled ₹ 37,626 crore to CGST and ₹ 32,883 crore to SGST from IGST as regular settlement. In addition, Centre has also settled Rs 22,000 crore on adhoc basis in the ratio of 50:50 between Centre and States. The total revenue of Centre and the States after regular as well as adhoc settlements in the month of October 2022 is ₹74,665 crore for CGST and ₹ 77,279 crore for the SGST.






The revenue for October 2022 is second highest monthly collection, next only to the collection in April 2022 and it is for the second time the gross GST collection has crossed Rs. 1.50 lakh crore mark. October also saw the second highest collection from domestic transactions, next only to April 2022. This is the ninth month and for eight months in a row now, that the monthly GST revenues have been more than the ₹ 1.4 lakh crore mark. During the month of September 2022, 8.3 crore e-way bills were generated, which was significantly higher than 7.7 crore e-way bills generated in August 2022.






The chart below shows trends in monthly gross GST revenues during the current year. The table shows the state-wise figures of GST collected in each State during the month of October 2022 as compared to October 2021.



State-wise growth of GST Revenues during October 2022

State	Oct-21	Oct-22	Growth
Jammu and Kashmir	648	425	-34%
Himachal Pradesh	689	784	14%
Punjab	1,595	1,760	10%
Chandigarh	158	203	28%
Uttarakhand	1,259	1,613	28%
Haryana	5,606	7,662	37%
Delhi	4,045	4,670	15%
Rajasthan	3,423	3,761	10%

 Uttar Pradesh	6,775	7,839	16%
 Bihar	1,351	1,344	-1%
 Sikkim	257	265	3%
 Arunachal Pradesh	47	65	39%
 Nagaland	38	43	13%
Manipur	64	50	-23%
Mizoram	32	24	-23%
Tripura	67	76	14%
Meghalaya	140	164	17%
Assam	1,425	1,244	-13%
West Bengal	4,259	5,367	26%
Jharkhand	2,370	2,500	5%
Odisha	3,593	3,769	5%
Chhattisgarh	2,392	2,328	-3%
Madhya Pradesh	2,666	2,920	10%
Gujarat	8,497	9,469	11%
Daman and Diu	0	0	20%
Dadra and Nagar Haveli	269	279	4%
Maharashtra	19,355	23,037	19%
Karnataka	8,259	10,996	33%
Goa	317	420	32%

 Lakshadweep	2	2	14%
 Kerala	1,932	2,485	29%
 Tamil Nadu	7,642	9,540	25%
 Puducherry	152	204	34%
 Andaman and Nicobar Islands	26	23	-10%
Telangana	3,854	4,284	11%
Andhra Pradesh	2,879	3,579	24%
Ladakh	19	33	74%
Other Territory	137	227	66%
Center Jurisdiction	189	140	-26%
Grand Total	96,430	1,13,596	18%

RM/PPG/KMN

(Release ID: 1872591) Visitor Counter : 2279

Read this release in: Malayalam , Odia , Urdu , Marathi , Manipuri , Bengali , Gujarati , Tamil